

Labor & Workforce Development Agency



Agricultural Labor
Relations Board "La ley laboral"



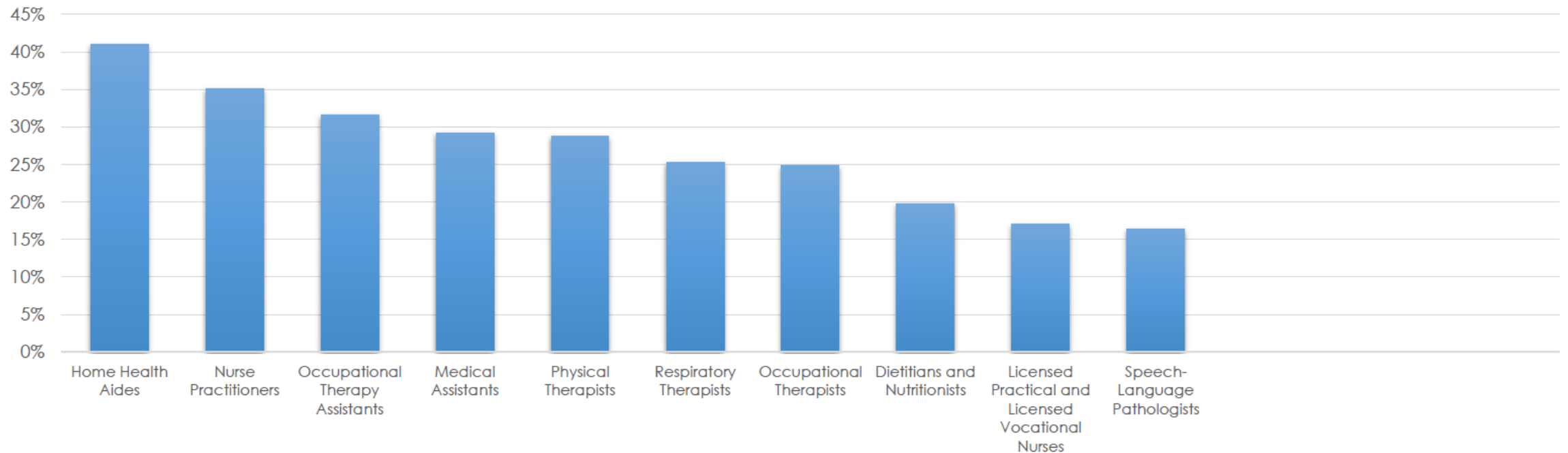
State of California
Unemployment Insurance Appeals Board



Public Employment Relations Board
PERB

Health Care Occupations within Nursing and Residential Care Facilities

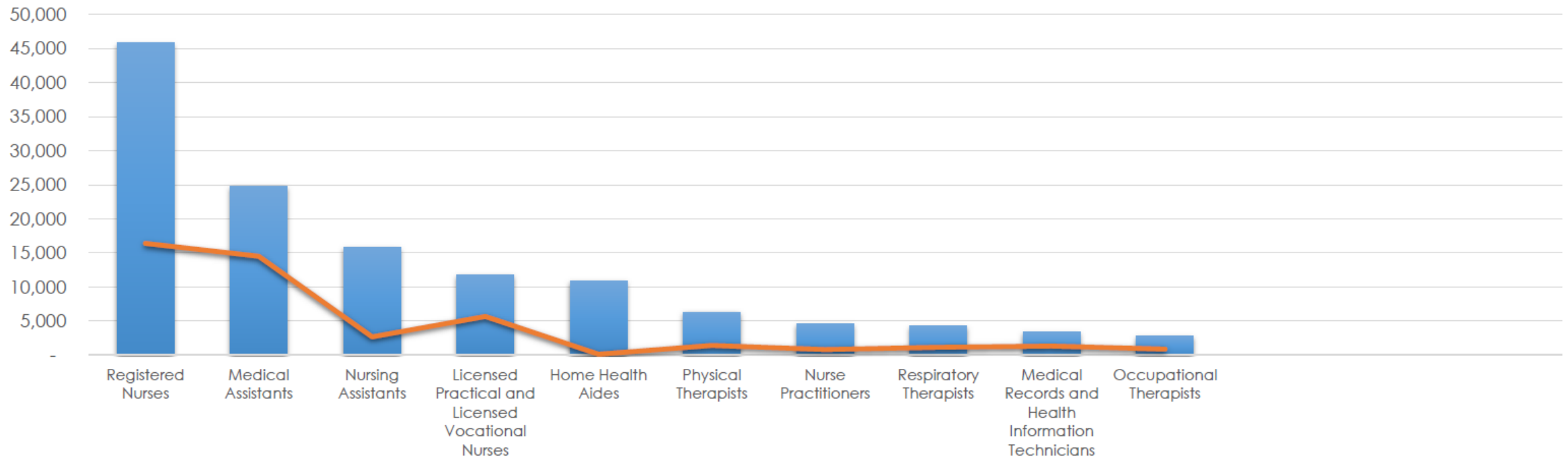
2016-2026 Fastest Growing Occupations (Percent Change) ¹



1. California Employment Development Department, Projections of Employment 2016-2026. Total projected job openings are the sum of new jobs, exits, and transfers.

Health Care Occupations within Nursing and Residential Care Facilities

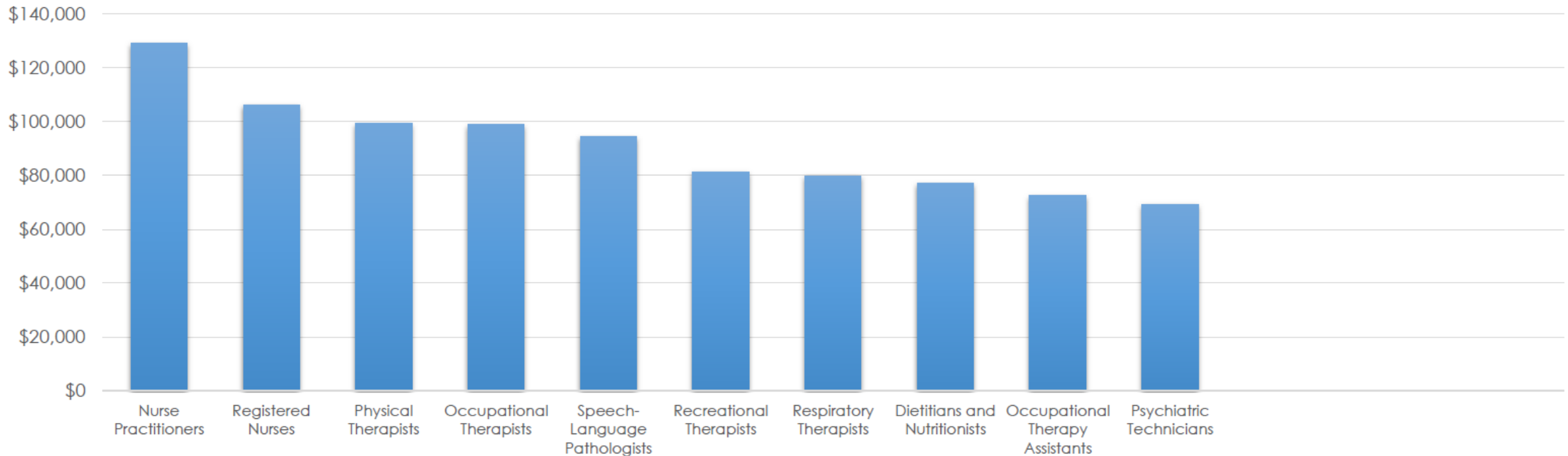
2016-2026 New Job Openings ¹



1. California Employment Development Department, Projections of Employment 2016-2026. Total projected job openings are the sum of new jobs, exits, and transfers.
2. Orange Graph shows 2018 Program Completers: U.S. Department of Education, National Center for Education Statistics, Integrated Postsecondary Education Data System (IPEDS), 2018, Institutional Characteristics and Completions.

Health Care Occupations within Nursing and Residential Care Facilities

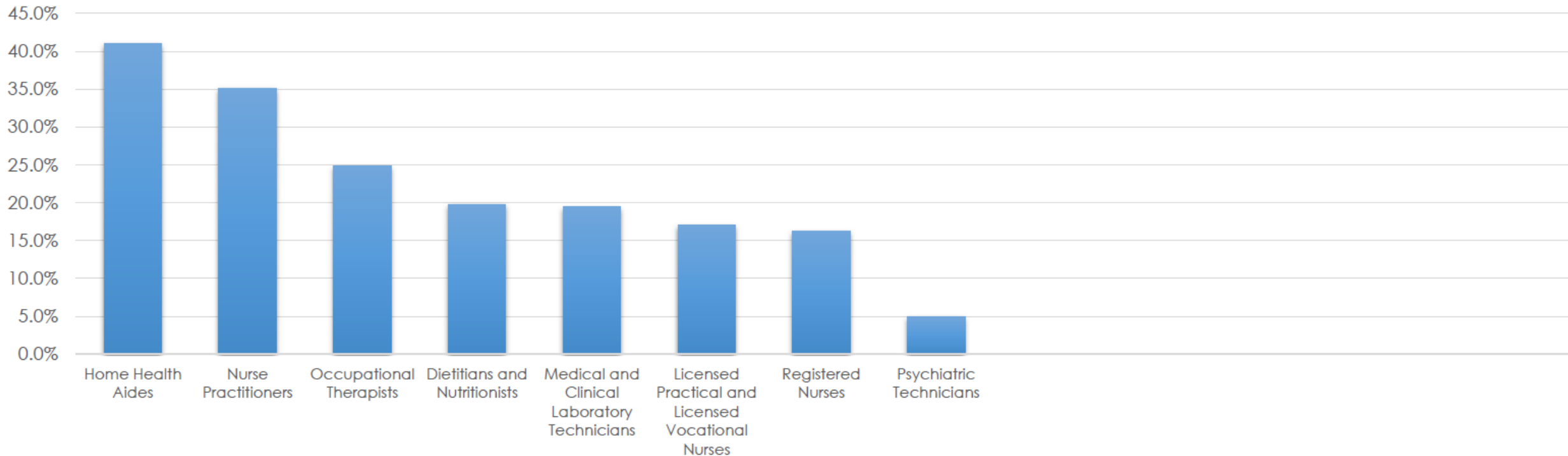
Median Annual Wage (50th Percentile) ²



2. Occupational Employment Statistics Wage Survey, updated to 1st Q. 2019.

Health Care Occupations within Individual and Family Services

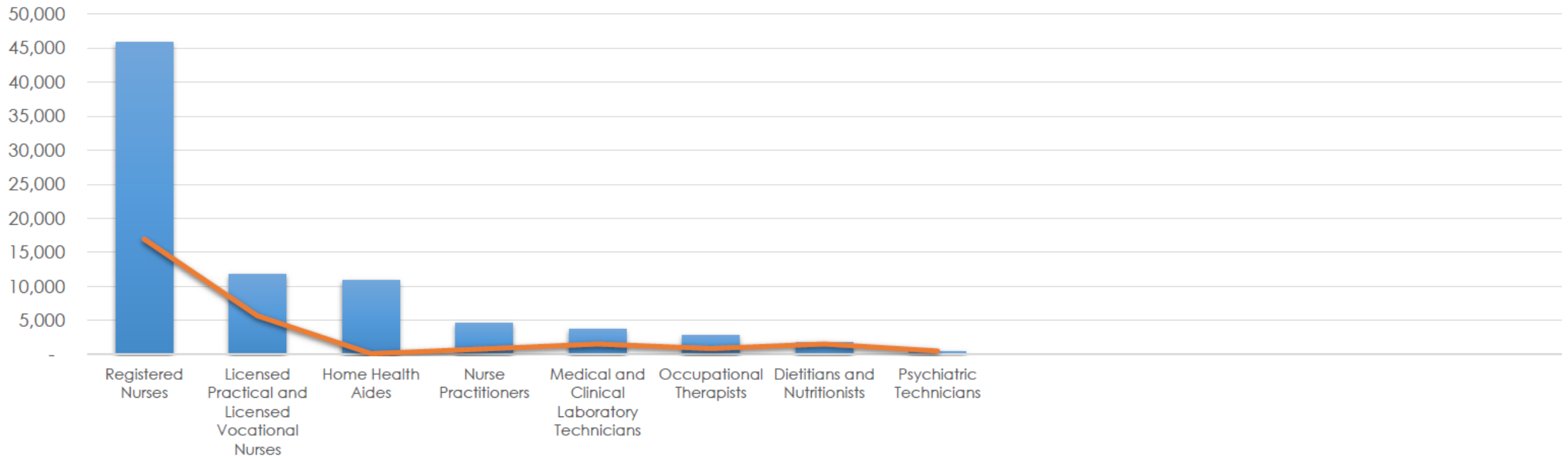
2016-2026 Fastest Growing Occupations (Percent Change) ¹



1. California Employment Development Department, Projections of Employment 2016-2026. Total projected job openings are the sum of new jobs, exits, and transfers.

Health Care Occupations within Individual and Family Services

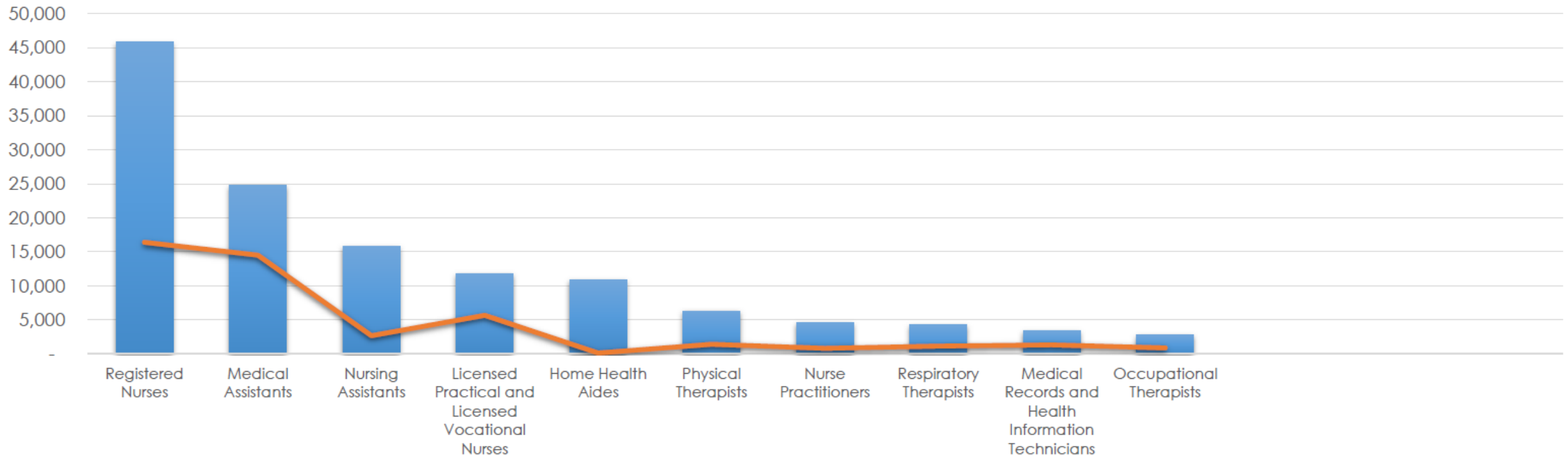
2016-2026 New Job Openings ¹



1. California Employment Development Department, Projections of Employment 2016-2026. Total projected job openings are the sum of new jobs, exits, and transfers.
2. Orange Graph shows 2018 Program Completers: U.S. Department of Education, National Center for Education Statistics, Integrated Postsecondary Education Data System (IPEDS), 2018, Institutional Characteristics and Completions.

Health Care Occupations within Nursing and Residential Care Facilities

2016-2026 New Job Openings ¹



1. California Employment Development Department, Projections of Employment 2016-2026. Total projected job openings are the sum of new jobs, exits, and transfers.
2. Orange Graph shows 2018 Program Completers: U.S. Department of Education, National Center for Education Statistics, Integrated Postsecondary Education Data System (IPEDS), 2018, Institutional Characteristics and Completions.